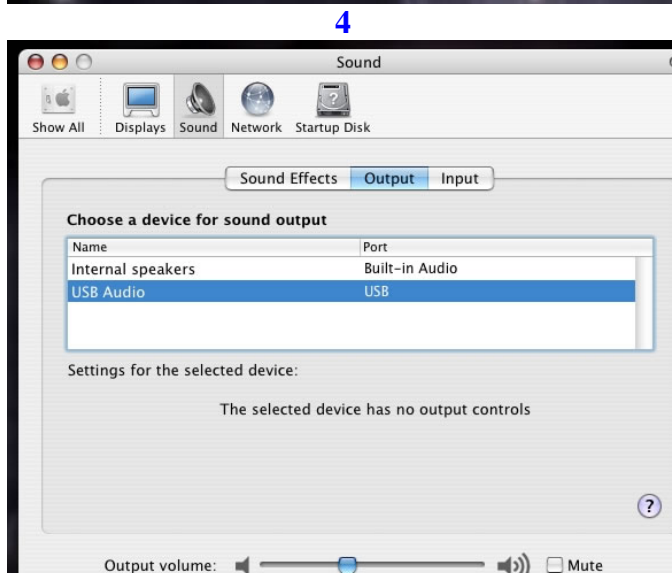
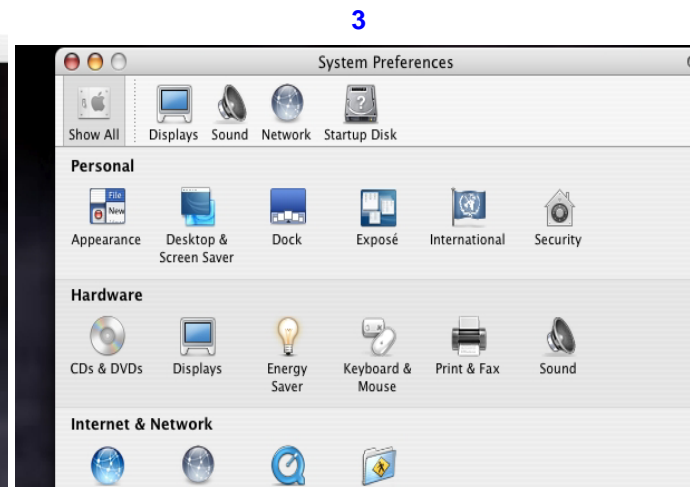
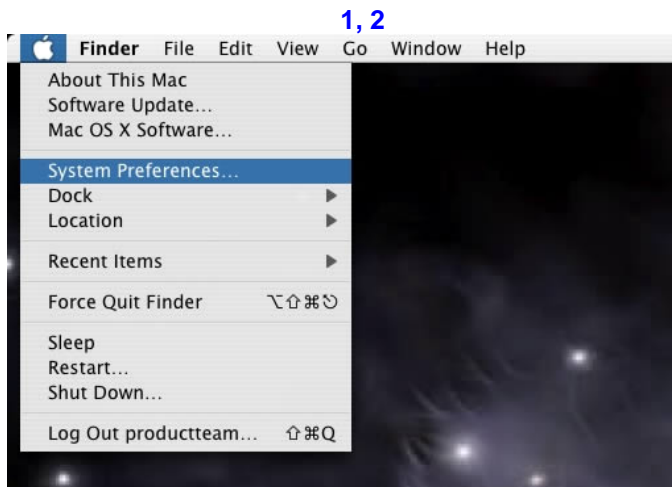


Mac OS Installation Instructions (Requires OS 10+)

1. Turn on the Mac system and connect USB plug of headphone into the USB port.
2. In your Apple Mac OS choose System Preferences
3. In System Preferences select Sound
4. Select Output and Select USB Audio
5. Using the headphones you should now here playback through your DVDs, games, and music.



If your computer system has more than one USB connection port, always plug the LTB USB Headphone into the same USB port that initialized the headphone.

If you want to use a different USB port you have to then reinstall the headphone.

* Avoid using USB ports on the keyboard. The keyboard ports do not provide enough power for audio devices.